

A RESOLUTION REVISING SEWER SYSTEM DEVELOPMENT CHARGES FOR CONNECTION TO THE PUBLIC SANITARY SEWER SYSTEM, REAFFIRMING AN APPEAL FEE AND REPEALING RESOLUTION 4293 (A RESOLUTION REVISING SEWER SYSTEM DEVELOPMENT CHARGES FOR CONNECTION TO THE PUBLIC SANITARY SEWER SYSTEM, REAFFIRMING AN APPEAL FEE, AND REPEALING RESOLUTION 4135).

WHEREAS, the Albany City Council has duly adopted Ordinance No. 5306 declaring their intent to comply with the provisions of ORS 223.207 through 223.208 and 223.297 through 223.314, an ordinance regarding System Development Charges; and

WHEREAS, a methodology for the calculation of System Development Charges for the sanitary sewer systems has been developed as specifically described in Resolution No. 4292; and

WHEREAS, Section 15.16.050 (5) of Ordinance 5306 allows for the annual adjustment of the herein established fees in accordance with the change in the *Engineering News-Record* (ENR) Construction Cost Index (Seattle); and

WHEREAS, the Mayor's Wastewater Task Force reviewed the needs of the City's wastewater system and developed a strategic financial plan that included new sewer rate and System Development Charge fee schedules, and the Mayor's Wastewater Task Force Report was accepted by the Albany City Council on January 26, 2000; and

WHEREAS, the base ENR Index established in the Mayor's Wastewater Task Force Report is 7020 and the April 2001 ENR index is 7327 (Index Ratio: $7327/7020 = 1.0437$); and

WHEREAS, the financial plan in the Mayor's Wastewater Task Force Report is based upon the annual update of the base System Development Charges and a periodic (five year) update of the average debt service credit per equivalent dwelling unit (EDU).

NOW, THEREFORE, BE IT RESOLVED by the Albany City Council that Resolution No. 4293 is hereby repealed; and

BE IT FURTHER RESOLVED that Sewer System Development Charges hereby be established as described herein; and

BE IT FURTHER RESOLVED that an appeal fee is hereby reaffirmed as described herein; and

BE IT FURTHER RESOLVED that the sanitary sewer system improvement and reimbursement System Development Charges herein established become effective July 1, 2001.

SANITARY SEWER SYSTEM DEVELOPMENT CHARGE

Residential & Commercial

The sanitary sewer reimbursement (SDC-R) and improvement (SDC-I) fees are based on an equivalent dwelling unit (EDU). An EDU is used to describe the wastewater from a customer with flow characteristics similar to a single-family dwelling and having an average of six plumbing fixtures (sinks, toilets, and other drains to the wastewater system). An apartment complex with 20 living units would be described as 20 EDUs.

Commercial customers tend to vary significantly in terms of wastewater volumes. A plumbing fixture count is used to recognize different wastewater volumes from commercial customers.

Commercial customers also tend to vary significantly in terms of wastewater strengths. Certain commercial customers (e.g., restaurants and dry cleaners) contain pollutant loads that are above domestic strength (the average strength of residential customers). Customers with medium- or high-strength pollutant loads have larger capacity demands per EDU than residential and domestic-strength commercial customers. Consequently, the Mayor's Wastewater Task Force determined that a strength-based fee should be used for commercial customers to recognize these differences.

The combined BOD and TSS for the low-strength customer category is similar to the combined BOD and TSS for typical residential customers (up to 450 mg/L). Examples of commercial customers with low-strength waste include professional offices and general retail businesses. Approximately 680 or roughly 70 percent of the current commercial customers in Albany fall into the low-strength category. Twenty-two percent (22%) of Albany's current commercial customers fall into the medium-strength category (451 mg/L - 1,125 mg/L combined BOD and TSS) including mortuaries, car washes, restaurants, hospitals, and dry cleaners. The remaining 8 percent of Albany's current commercial customers fall into the high-strength category (greater than 1,126 mg/L) including industrial launderers, breweries, confectioners, chemical or pharmaceutical companies, and grocery stores with garbage disposals. A list of typical customer types in each strength category is included in Appendix A.

The classification of a new commercial customer will be determined by using the Commercial Customer Classification List (Appendix A). If the commercial customer cannot be easily categorized, they will be asked to submit estimated wastewater flow and strength data with a description of the type of business activities to the Public Works Director. If multiple business types are tributary to a single pipe discharging to the wastewater collection system, the commercial customer classification for each tributary facility will be determined and the classification with the highest strength will become the commercial customer classification for the entire facility. The Public Works Director will make the final determination of customer classification for each new commercial customer.

To determine the SDC fee for residential and commercial customers, the fee per unit cost of capacity is multiplied by the average loading for the customer classification. The fee per unit cost of capacity and the average customer capacity requirements or loadings are shown in the following tables:

FEE PER UNIT OF CAPACITY				
Units	Dry Weather Flow mgd	Wet Weather Flow mgd (a)	BOD lbs/day (b)	TSS lbs/day (b)
SDC-R Unit Costs (c)	\$145,819 152,191	\$0 0	\$16 17	\$48 50
SDC-I Unit Costs (c)	\$1,015,403 1,059,776	\$1,383,627 1,444,091	\$1,195 1,247	\$1,251 1,306
TOTAL Unit Costs	\$1,161,222 1,211,967	\$1,383,627 1,444,091	\$1,211 1,264	\$1,299 1,356
(a) Wet weather peak instantaneous flow expressed in million gallons per day				
(b) Maximum month loading expressed in pounds per day				
(c) Unit costs are based on ENR Index 7327 (Seattle)				

CUSTOMER CAPACITY REQUIREMENTS (LOADINGS)				
Customer Classification	Dry Weather Flow Mgd (a)	Wet Weather Flow mgd (a)	BOD lbs/day	TSS lbs/day
Residential (per EDU)	0.00042	0.00069	0.357	0.357
Commercial -- Low	0.00042	0.00069	0.357	0.357
Commercial -- Medium	0.00042	0.00069	0.909	0.698
Commercial -- High	0.00042	0.00069	2.063	1.237
(a) Per six fixtures				

For residential and commercial development, the SDC fee is as follows:

Customer Class	SDC-R Per EDU	SDC-I per EDU			Total SDC/EDU	Cost per Additional Fixture over 6
		Base	Less Credit (a)	Net		
Residential	\$ 85 89	\$ 2,268 2,367	\$ 381	\$ 1,887 1,986	\$ 1,972 2,075	
Multiple Dwelling (b)	\$ 85 89	\$ 2,268 2,367	\$ 381	\$ 1,887 1,986	\$ 1,972 2,075	
Commercial - Low	\$ 85 89	\$ 2,268 2,367	\$ 381	\$ 1,887 1,986	\$ 1,972 2,075	\$ 329 346
Commercial - Medium (c)	\$ 409 114	\$ 3,338 3,484	\$ 576	\$ 2,762 2,908	\$ 2,871 3,022	\$ 479 504
Commercial - High	\$ 454 161	\$ 5,392 5,628	\$ 951	\$ 4,441 4,677	\$ 4,595 4,838	\$ 766 806

SDC-I and SDC-R fees are based on ENR Index 7327 (Seattle).

(a) See Appendix B for sample customer debt service credit calculation

(b) For multi-family residential development, the SDC is \$2,075 per dwelling unit.

(c) For Recreational Vehicle (RV) Parks, the SDC is calculated based upon an assignment of three plumbing fixtures per pad or space.

Industrial

Industrial customers' use of the system is highly variable. Once connected to the wastewater system, each industrial customer is required to monitor and report its specific use of the system on a monthly basis. However, to determine the SDC fee for each industrial customer prior to collection of specific data, individualized flows and loads will be estimated and applied to the same unit cost of capacity as is used for the residential and commercial customers. The unit cost of capacities are shown in the following table:

FEE PER UNIT OF CAPACITY				
Units	Dry Weather Flow mgd	Wet Weather Flow mgd (a)	BOD lbs/day (b)	TSS lbs/day (b)
SDC-R Unit Costs (c)	\$145,819 152,191	\$0 0	\$16 17	\$48 50
SDC-I Unit Costs (c)	\$1,015,403 1,059,776	\$1,383,627 1,444,091	\$1,195 1,247	\$1,251 1,306
TOTAL Unit Costs	\$1,161,222 1,211,967	\$1,383,627 1,444,091	\$1,211 1,264	\$1,299 1,356

(a) Wet weather peak instantaneous flow expressed in million gallons per day
(b) Maximum month loading expressed in pounds per day
(c) Unit costs are based on ENR Index 7327 (Seattle)

For industrial development, the SDC fee is calculated by multiplying the individual customer's projected flows and loads by the unit costs of capacity shown above. The total SDC is the sum of the individual SDCs by parameter. The dry weather flow SDC for a sample industrial customer with a dry weather flow of 11,600 gallons per day would be calculated as follows:

SAMPLE INDUSTRIAL CUSTOMER DRY WEATHER FLOW CALCULATION			
	Unit costs (a)	Sample Customer Data	
SDC-R	\$152,191 per mgd	0.0116 mgd dry weather flow	\$1,765
SDC-I	\$1,059,776 per mgd	0.0116 mgd dry weather flow	\$12,293
Debt Credit (b)	\$46 per dry weather EDU	27.62 dry weather flow EDUs	(\$1,271)
Dry Weather Flow SDC for Sample Industrial Customer			\$12,787

(a) Unit costs are based on ENR Index 7327 (Seattle)
(b) See Appendix B for sample customer debt service credit calculation

Industrial customers are required to submit periodic compliance reports (AMC 10.01.190(9)) indicating the nature and concentration of pollutants in the discharge and the average and maximum daily flows for the reporting period. Within twelve months from connection or at a mutually agreed upon time when the industrial customer's wastewater discharge characteristics have stabilized, the SDC may be recalculated based on the actual pollutant loading and flow and an adjusted payment (or refund) may be required.

Each industrial user is required to notify the City of any planned significant changes to the industrial user's operations that might alter the nature, quality, or volume of its wastewater (AMC 10.01.190(16)). If at any time after the initial SDC fee is paid and process or production changes result in increased flows and loads above those used to calculate original sewer SDCs at the time of connection, the industry shall be responsible for payment of additional SDCs based on the unit costs of capacity in effect at the time of the increase. If, however, the process or production change results in decreased flows and loads, the industry will not be eligible for a SDC refund.

Millersburg

Millersburg customers are not charged individual SDCs as they connect. Historically, growth-related costs are recovered from Millersburg through equivalent connection charges established in the service agreement between the two communities. This intergovernmental sanitary sewer service agreement between Albany and Millersburg states that "Albany and Millersburg agree to share in future capital projects based on the degree of benefit each community receives and to enter into good faith negotiations as cost and level of service decisions are made."

Millersburg's SDC is based on unit costs for the Wastewater Treatment Plant's existing and future available capacity. Millersburg's unit costs are less than Albany's because the collection system costs are removed since Millersburg's wastewater is transported directly to the Albany treatment plant through their own collection system. Albany's unit costs include treatment and collection system costs. Millersburg's SDC fee is calculated by multiplying their projected flows and loads by the Millersburg unit costs of treatment capacity shown in the table below:

FEE PER UNIT OF CAPACITY				
Units	Dry Weather Flow Mgd	Wet Weather Flow mgd (a)	BOD lbs/day (b)	TSS lbs/day (b)
SDC-R Unit Costs (c)	\$39,817 41,557	\$0 0	\$16 17	\$48 50
SDC-I Unit Costs (c)	\$507,277 529,445	\$664,048 693,067	\$1,195 1,247	\$1,251 1,306
TOTAL Unit Costs	\$547,094 571,002	\$664,048 693,067	\$1,211 1,264	\$1,299 1,356
(a) Wet weather peak instantaneous flow expressed in million gallons per day				
(b) Wet weather maximum month loading expressed in pounds per day				
(c) Unit costs are based on ENR Index 7327 (Seattle)				

The schedule and method of collecting the Millersburg SDC fee, including the timing in relationship to actual increases in demand, will be discussed with Millersburg through negotiations to update the service agreement.

SDC IMPROVEMENT FEE CREDIT

Pursuant to Albany Municipal Code Section 15.16.090 (2), a credit against the sewer SDC-I fee shall be given for the cost of a qualified public sewer improvement required as a condition of development approval and identified in the Wastewater Facility Plan (June 1998) as a project to be wholly or partially funded with sewer SDC-I fees. A list of SDC-I eligible collection system projects is attached to this resolution as Appendix C and will be adjusted using ENR Seattle Construction Cost Index in July of each year from the original index of 7020.

The SDC-I credit shall not exceed the ENR-adjusted dollar amount in the SDC-I Eligible Project List (Appendix C) associated with the qualified sewer improvement. If the credit exceeds the amount of sewer SDC-I fee to be paid by the development, then the excess credit may be applied against sewer improvement fees that accrue in subsequent phases of the original development project. In summary, credits are possible

only for projects identified in the Sewer SDC-I Eligible Project List (Appendix C) and only to the extent that it is SDC-I funded.

On Site: To qualify for an on-site SDC-I credit, a required sewer improvement must be listed in the Sewer SDC-I Eligible Project List (Appendix C) and it must be located in whole or in part, on or contiguous to the property. The applicant shall have the burden of demonstrating that a particular qualified sewer improvement is eligible for an SDC-I credit.

The applicant shall submit project data including the constructed length and size of "on-site" pipe and the minimum pipe size necessary to serve the particular development. The applicant shall submit the actual "on-site" project cost to the City for review. The City will compare the applicant's actual "on-site" cost per foot to the ENR-adjusted unit cost per foot found in Appendix C. The applicant's maximum eligible project cost will be calculated by multiplying the lesser unit cost per foot by the actual length of "on-site" pipe.

The City will calculate the cost to construct the minimum required "on-site" pipe to serve the development using the ENR-adjusted cost per foot found in Appendix C and the actual length of pipe constructed "on-site." The SDC-I credit will be based on the cost of constructing an oversized pipe that is greater than the minimum required to serve the development. The minimum required pipe size shall either be the minimum pipe size necessary for the particular development needs, or an 8-inch pipe, whichever is greater.


The difference between the eligible project cost and the estimated cost to construct the minimum necessary pipe will be the maximum SDC-I credit available for the development.

Off Site: To qualify for an off-site SDC-I credit, a required sewer improvement must be listed in the Sewer SDC-I Eligible Project List (Appendix C) and the required sewer improvement must not be located on or contiguous to the property. The credit shall be the lower of the actual construction cost and the calculated oversizing cost using the ENR-adjusted cost per foot of the minimum pipe size (as defined above) for the project.

APPEAL FEE

Pursuant to Albany Municipal Code Section 15.16.100(5), an appeal fee of \$100 per appeal is hereby established. Appeal submittal by parties appealing their calculated fee (AMC Section 15.16.100(3)) shall conform to AMC Section 15.16.100 procedure.

DATED THIS 13th DAY OF JUNE 2001.



Mayor

ATTEST:



City Recorder

APPENDIX A

CITY OF ALBANY COMMERCIAL CUSTOMER CLASSIFICATION COMBINED AVERAGE STRENGTH CATEGORIES & STANDARD INDUSTRIAL CLASSIFICATION

Waste Characteristic Allocation: The City of Albany does not have a monitoring program for all commercial customers and consequently does not have specific monitoring data on all of Albany's commercial customers. However, an extensive project was undertaken by the City of Portland Bureau of Environmental Services (BES) to determine wastewater characteristics by Standard Industry Classification (SIC) codes based upon monitoring data for Portland's customers and using data from other cities.

The City of Portland's wastewater characteristic study data is based on BOD and TSS information from commercial customers in Portland and 28 additional cities and the customer list is representative of the Albany commercial businesses. The City of Salem is also using the Portland BES data to classify their commercial customers. Albany will continue to refine this database as additional waste characterization data becomes known.

COMMERCIAL LOW-STRENGTH (UP TO 450 MG/L COMBINED BOD/TSS)

Offices & Services:

- Accounting, Auditing, and Bookkeeping Services (8721)
- Adjustment and Collection Services (7322)
- Amusement & Recreation Services NEC (7999)
- Banks & Credit Unions (6021, 6022, 6141)
- Barber & Beauty Shops (7241, 7231)
- Child Day Care Services (8351)
- Computer and Computer Software Stores (5734)
- Correctional Institutions (9223)
- Employment Agencies (7361)
- Engineering Services (8711)
- Gasoline Service Stations (5541)
- Individual and Family Social Services (8322)
- Insurance Agents, Brokers, and Service (6411)
- Investment Advice (6282)
- Legal Services (8111)
- Libraries (8231)
- Medical & Dental Offices & Clinics (including chiropractors, health practitioners, optometrists)
(8011, 8021, 8041, 8042, 8049)
- Motels (7011)
- Museums and Art Galleries (8412)
- Nursing Care Facilities (8051)
- Schools (Elementary & Secondary) and Educational Services (8211)
- Taxicabs (4121)
- Title Insurance (6361)
- Trucking - local with storage (4214)

General Retail Businesses:

- Apparel, Accessory, Jewelry & Shoe Stores (5699, 5641, 5651, 5944, 5661)
- Auto equipment/supplies, new/used - NEC (5599 - see printout)
- Beer, Ale, & Liquor Stores - wholesale & distribution (5181 & 5921)
- Boat Dealers (5551)
- Book Stores (5942)
- Coin-Operated Laundries (7215)

Department Stores (5311)
Floor Covering Stores (5713)
Florists (5992)
Groceries, wholesale & distribution (5141)
Hobby, Toy, and Game Shops (5945)
Home Furnishings & Hardware Stores (5719, 5251)
Miscellaneous food stores - minimarts without kitchens (5499)
Musical Instrument Stores (5736)
Paint, Glass, and Wallpaper Stores (sales but no mixing) (5231)
Sporting Goods Stores and Bicycle Shops (5941)
Tobacco Stores and Standards (5993)
Used Merchandise Stores (5932)
Video Tape Rental (7841)

COMMERCIAL MEDIUM-STRENGTH (451 - 1,125 MG/L COMBINED BOD/TSS)

Automotive/Mechanical Repair &/or Wash:

Airports, Flying Fields, and Airport Terminal Services
Automotive Repair Shops NEC (7539-see printout)
Carwashes (7542)
Motor Vehicle Dealers - used cars (5521)

Specialty with medium-strength waste discharge:

Dry Cleaning Facilities (7216)
Restaurants, Eating Places, Bars, & Taverns (5812)
 Use RT rates if "RT" before 6/30/00 otherwise use Com-Medium rates
Funeral Services and Crematories (7261)
Hospitals (8060)
Junior Colleges and Technical Institutes (8222)
Meat and Fish Markets, Including Freezer Provisioners (5421)
Paints/Varnishes/Lacquers/Enamels mixing (2851)
Photofinishing Laboratories (7384)
Recreational Vehicle Parks (7033)
Trucking - local with storage (4212)

COMMERCIAL HIGH-STRENGTH (GREATER THAN 1,126 MG/L COMBINED BOD/TSS)

Automotive:

Exhaust System Repair (7533), Transmission Repair (7537), Tire Shop (7534), General Automotive Repair (7538-see printout), Automotive Services (7549), Armature Rewinding Shop (7694)
Motor Vehicle Dealers - new cars (5511)

Specialty with high-strength waste discharge:

Candy, Nut, and Confectionery Stores (5441)
Disinfecting and Pest Control Services (7342)
Fire Protection (9224)
Grocery Stores with garbage disposals (5412) (Use GS rates only if "GS" before 6/30/00)
Industrial Launderers (7218)
Malt Beverage Brewery (2082)
Pharmaceutical Preparations (2834)
Retail Bakeries - with kitchen (5461)
Printing & Stamping on Fabric Articles - silk screening (2396)
Trucking - long distance, not local (4213)
Passenger car rental, no drivers for hire (7514)

APPENDIX B

SAMPLE CUSTOMER'S DEBT SERVICE CREDIT CALCULATION

This table shows how a sample non-residential customer's debt service credit would be calculated.

The first step is to determine the relative EDUs for sample customer by comparing the sample customer's loading relative to a residential customer's loading for each parameter.

Units	Dry Weather Flow Mgd	Wet Weather Flow mgd (a)	BOD lbs/day (b)	TSS lbs/day (b)
Customer's EDUs by specific parameter:				
Sample Customer's Capacity Requirement (a)	0.00042	0.00069	0.90900	0.69757
Residential Capacity Requirement	0.00042	0.00069	0.35700	0.37000
EDUs	1	1	2.55	1.89
<small>(a) Insert the customer specific capacity requirements here.</small>				

The next step is to distribute the total debt service per EDU (\$381/EDU) across the parameters using the same allocation factors used to distribute future improvement projects across the parameters.

Units	Dry Weather Flow Mgd	Wet Weather Flow mgd (a)	BOD lbs/day (b)	TSS lbs/day (b)	Total
Debt Service Credit by parameter:					
Debt Service Credit	\$381	\$381	\$381	\$381	
Improvement Allocation %	12.01%	46.22%	21.13%	20.64%	100%
Debt Service Credit per EDU	\$46	\$176	\$81	\$79	\$381

The last step is to apply the sample customer's EDUs by parameter to the debt service credit distributed by parameter to arrive at the sample customer's debt service credit by parameter. The sum of the distributed sample customer's debt service credit factors is the sample customer's debt service credit (in this example, \$578).

Units	Dry Weather Flow Mgd	Wet Weather Flow mgd (a)	BOD lbs/day (b)	TSS lbs/day (b)	Total
Customer's Debt Service Credit:					
EDUs by parameter	1	1	2.55	1.89	
Debt Service Credit by parameter	\$46	\$176	\$81	\$79	
Sample Customer's Debt Service Credit	\$46	\$176	\$207	\$149	\$578

APPENDIX C
SDC-I Eligible Collection & Treatment Projects

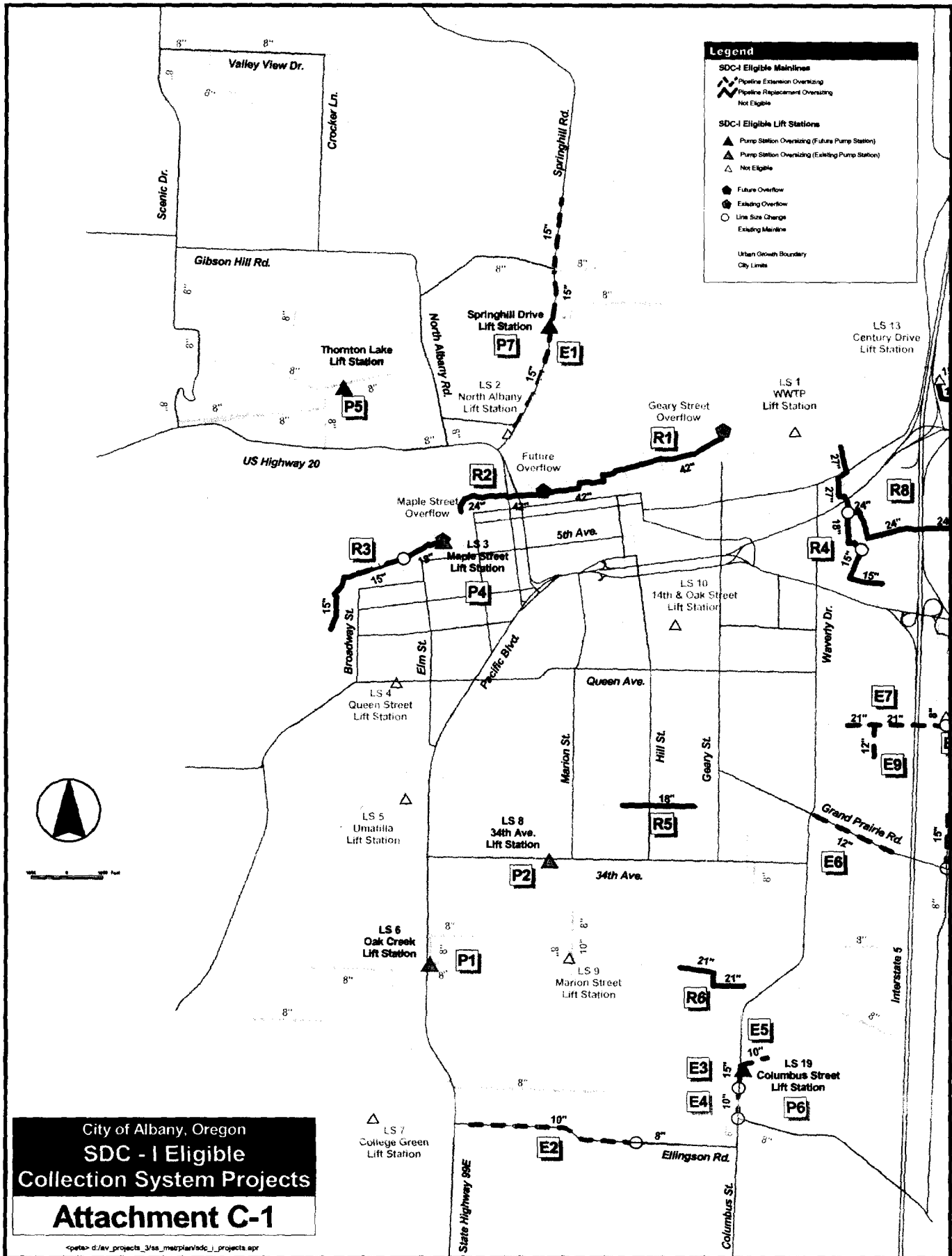
Pipe	Extension Project	Location	Diameter (inches)	Approx Length (feet)	Cost per Foot	Total Project Cost (a)	8-inch Equivalent Cost (\$109/ft)	SDC-I Eligible Cost
E1	Springhill Drive	Hickory Road to 700 feet N of Country Club Lane	15	7,100	\$205	\$1,450,000	\$770,000	\$680,000
E2	Ellingson Road	R/R tracks to Lochner Road	10	3,620	\$137	\$490,000	\$390,000	\$100,000
E3	Columbus Street	Columbus Street Lift Station to city limits	15	780	\$205	\$160,000	\$80,000	\$80,000
E4	Columbus Street	City limits to 7-Mile Lane	10	650	\$137	\$90,000	\$70,000	\$20,000
E5	Mennonite Home	Columbus Street to 54th Avenue	10	520	\$137	\$70,000	\$60,000	\$10,000
E6	Grand Prairie Road	Waverly Drive to Interstate-5	12	2,470	\$164	\$410,000	\$270,000	\$140,000
E7	21st Avenue	Shortridge Street to Rye Street	21	2,730	\$288	\$790,000	\$300,000	\$490,000
E8	21st Avenue	Rye Street to Three Lakes Road	18	780	\$245	\$190,000	\$80,000	\$110,000
E9	Lexington Street	21st Avenue to 25th Avenue	12	1,040	\$164	\$170,000	\$110,000	\$60,000
E10	Three Lakes Road	21st Avenue to 90 degree bend	18	2,470	\$245	\$610,000	\$270,000	\$340,000
E11	Three Lakes Road	90 degree bend to Grand Prairie Road	15	2,200	\$205	\$450,000	\$240,000	\$210,000
E12	Charlotte to Bernard	Charlotte Street to east end of Bernard Avenue	15	5,850	\$205	\$1,200,000	\$640,000	\$560,000
E13	Price to Scravel	Price Road to Scravel Hill Road	12	7,050	\$164	\$1,160,000	\$770,000	\$390,000
E14	Highway 20	650 feet E of Timber Street to Scravel Hill Road	12	5,630	\$164	\$920,000	\$610,000	\$310,000
						\$8,160,000	\$4,660,000	\$3,500,000

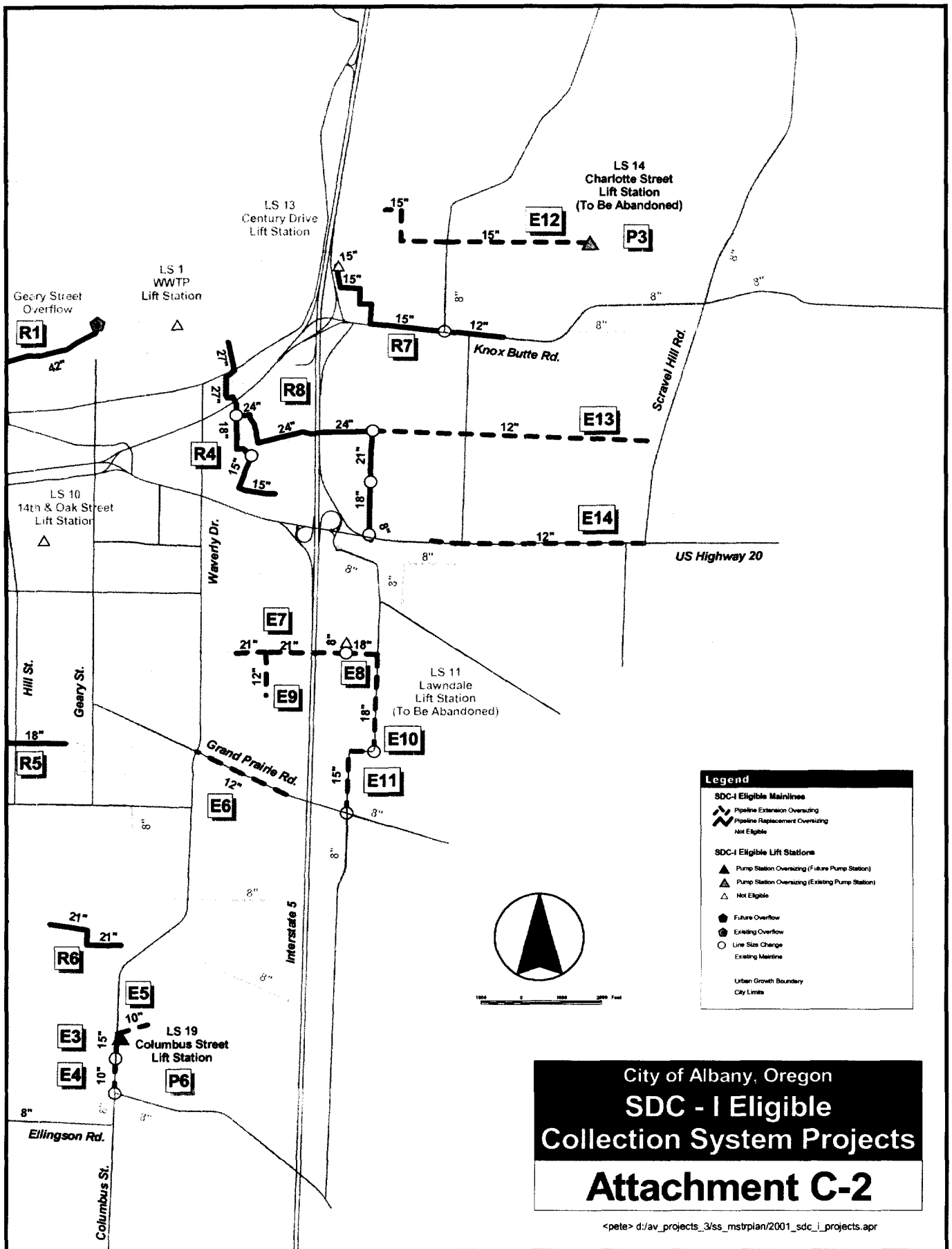
Pipe	Replacement Project	Location	Total Project Cost (a)	Growth Allocation Percentage	SDC-I Eligible Cost
R1	Riverfront Interceptor	Downstream of Baker Street to Geary Street	\$5,500,000	32%	\$1,760,000
R2	Riverfront Interceptor	Calapooia Street to downstream of Baker Street	\$1,100,000	32%	\$352,000
R3	Calapooia Interceptor	Upstream of Maple Street to 12th Avenue	\$1,600,000	42%	\$672,000
R4	Cox Creek Interceptor	Heatherdale Mobile Village to Salem Avenue	\$1,900,000	71%	\$1,349,000
R5	28th Avenue	Downstream of Geary Street to Upstream of Jackson Street	\$500,000	5%	\$25,000
R6	47th Avenue	West of Columbus Street to Columbus Street	\$600,000	69%	\$414,000
R7	Knox Butte Road	1400 feet E of Clover Ridge Road to Century Drive Pump Station	\$1,100,000	79%	\$869,000
R8	Price Road	Santiam Highway to Bain Street	\$1,900,000	80%	\$1,520,000
			\$14,200,000		\$6,961,000

Pump Stations (Upgrades & New)	Total Project Cost (a)	Growth Allocation Percentage	SDC-I Eligible Cost
P1	Oak Creek	100%	\$500,000
P2	34th Avenue	14%	\$126,000
P3	Charlotte Street	59%	\$59,000
P4	Maple Street	100%	\$800,000
P5	Thornton Lake	100%	\$200,000
P6	Columbus Street	100%	\$600,000
P7	Springhill Drive	100%	\$300,000
			\$3,400,000
			\$2,585,000

Treatment Plant Improvements (to 2020)	Project Cost	Total Project Cost (a)	Growth Allocation Percentage	SDC-I Eligible Cost
Headworks		\$8,800,000	33%	\$2,935,000
Influent Pumping	\$5,100,000		30%	
Screening	\$2,400,000		45%	
Grit Removal & Primary Influent Flow Split	\$1,300,000		25%	
Primary Clarifiers & Sludge Pumping	\$6,900,000	\$6,900,000	48%	\$3,312,000
Secondary Treatment		\$22,700,000	40%	\$9,169,000
Aeration Basins	\$3,600,000		44%	
Secondary Clarifiers & RAS/WAS	\$11,800,000		45%	
Chlorination	\$6,300,000		25%	
New outfall/diffuser & upgrade existing	\$1,000,000		70%	
Solids Handling		\$8,600,000	64%	\$5,520,000
DAF thickening	\$300,000		44%	
Anaerobic digestion	\$3,100,000		100%	
Biosolids Facility	\$5,200,000		44%	
Miscellaneous Plant Control & Electrical		\$2,100,000	46%	\$975,000
Plant water system	\$500,000		35%	
Septage receiving & storage	\$500,000		50%	
Shop/control room	\$600,000		50%	
Electrical and I&C	\$500,000		50%	
		\$49,100,000		\$21,911,000

Source: City of Albany Wastewater Facility Plan (1998 CH2M-Hill)
(a) Project costs include 25% contingency and 30% ELA and are rounded





City of Albany, Oregon
**SDC - I Eligible
 Collection System Projects**
Attachment C-2

<pete> d:/av_projects_3/ss_mstrplan/2001_sdc_i_projects.apr